

IES Report

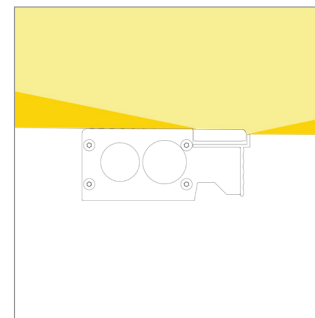
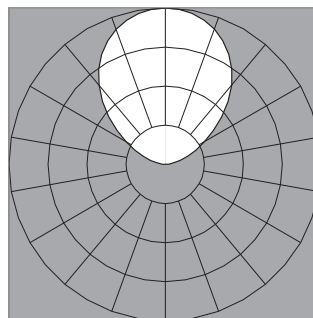
ZipWave® | 707 | Clear with EdgeSoft™ | 80 CRI | LO

707-Z9-4-48-AW / EW-XX-X-0-Z-LO-35-C1-0-AL-0

	2700K	3000K	3500K	4000K
Efficacy - Lumens per Watt	101	104	106	108
Total Lumens, 4' rail length (1219mm)	1629	1681	1715	1749
Lumens per foot (305mm)	407	420	429	437
Input Power (W), 4' rail length (1219mm)	16.3	16.3	16.3	16.3
Watts per foot (305mm)	4.1	4.1	4.1	4.1
CRI	85	85	85	85

Due to the large number of options in Vode's product offering, most Vode IES reports are factored reports prepared from source reports. Source reports are the IES test reports prepared for Vode by an NVLAP accredited photometric test laboratory. Factored reports are based on data from the Vode source reports.

If the data above is in black, it is directly from a Vode source report. If it is in grey, it is factored from Vode source reports. Reference details on Vode source reports can be found on the [IES File Finder](#) page on [vode.com](#).



IES Report

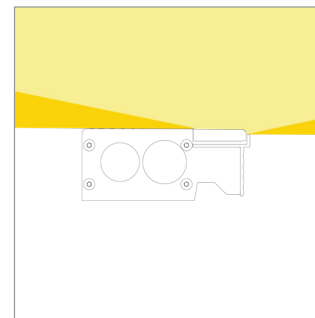
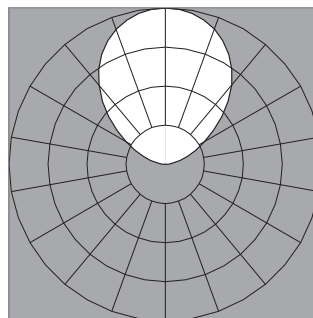
ZipWave® | 707 | Clear with EdgeSoft™ | 80 CRI | SO

707-Z9-4-48-AW / EW-XX-X-0-Z-SO-35-C1-0-AL-0

	2700K	3000K	3500K	4000K
Efficacy - Lumens per Watt	123	127	129	132
Total Lumens, 4' rail length (1219mm)	3259	3362	3430	3499
Lumens per foot (305mm)	815	840	858	875
Input Power (W), 4' rail length (1219mm)	26.6	26.6	26.6	26.6
Watts per foot (305mm)	6.7	6.7	6.7	6.7
CRI	85	85	85	85

Due to the large number of options in Vode's product offering, most Vode IES reports are factored reports prepared from source reports. Source reports are the IES test reports prepared for Vode by an NVLAP accredited photometric test laboratory. Factored reports are based on data from the Vode source reports.

If the data above is in black, it is directly from a Vode source report. If it is in grey, it is factored from Vode source reports. Reference details on Vode source reports can be found on the [IES File Finder](#) page on [vode.com](#).



IES Report

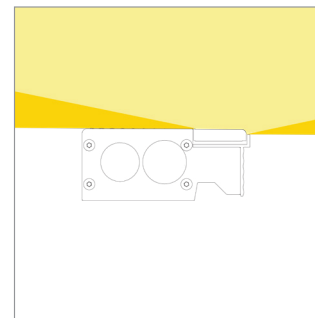
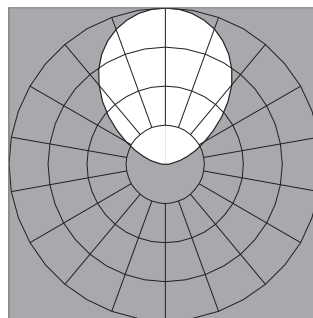

ZipWave® | 707 | Clear with EdgeSoft™ | 80 CRI | HO

707-Z9-4-48-AW / EW-XX-X-0-Z-HO-35-C1-0-AL-0

	2700K	3000K	3500K	4000K
Efficacy - Lumens per Watt	116	119	122	124
Total Lumens, 4' rail length (1219mm)	6206	6402	6532	6663
Lumens per foot (305mm)	1551	1600	1633	1666
Input Power (W), 4' rail length (1219mm)	53.9	53.9	53.9	53.9
Watts per foot (305mm)	13.5	13.5	13.5	13.5
CRI	85	85	85	85

Due to the large number of options in Vode's product offering, most Vode IES reports are factored reports prepared from source reports. Source reports are the IES test reports prepared for Vode by an NVLAP accredited photometric test laboratory. Factored reports are based on data from the Vode source reports.

If the data above is in black, it is directly from a Vode source report. If it is in grey, it is factored from Vode source reports. Reference details on Vode source reports can be found on the [IES File Finder](#) page on [vode.com](#).



IES Report


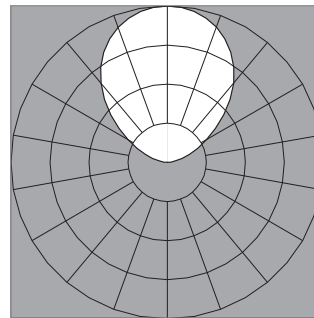

ZipWave® | 707 | Clear with EdgeSoft™ | 90 CRI | LO

707-Z9-4-48-AW / EW-XX-X-0-Z-LO-359-C1-0-AL-0

	2700K	3000K	3500K	4000K
Efficacy - Lumens per Watt	87	90	91	95
Total Lumens, 4' rail length (1219mm)	1405	1449	1479	1508
Lumens per foot (305mm)	351	362	370	377
Input Power (W), 4' rail length (1219mm)	16.3	16.3	16.3	16.3
Watts per foot (305mm)	4.1	4.1	4.1	4.1
CRI	96	96	96	96

Due to the large number of options in Vode's product offering, most Vode IES reports are factored reports prepared from source reports. Source reports are the IES test reports prepared for Vode by an NVLAP accredited photometric test laboratory. Factored reports are based on data from the Vode source reports.

If the data above is in black, it is directly from a Vode source report. If it is in grey, it is factored from Vode source reports. Reference details on Vode source reports can be found on the [IES File Finder](#) page on [vode.com](#).



IES Report


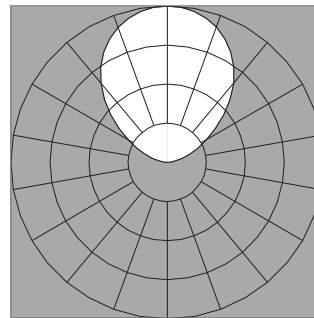
ZipWave® | 707 | Clear with EdgeSoft™ | 90 CRI | SO

707-Z9-4-48-AW / EW-XX-X-0-Z-SO-359-C1-0-AL-0

	2700K	3000K	3500K	4000K
Efficacy - Lumens per Watt	106	109	112	116
Total Lumens, 4' rail length (1219mm)	2809	2898	2957	3016
Lumens per foot (305mm)	702	724	739	754
Input Power (W), 4' rail length (1219mm)	26.6	26.6	26.6	26.6
Watts per foot (305mm)	6.7	6.7	6.7	6.7
CRI	96	96	96	96

Due to the large number of options in Vode's product offering, most Vode IES reports are factored reports prepared from source reports. Source reports are the IES test reports prepared for Vode by an NVLAP accredited photometric test laboratory. Factored reports are based on data from the Vode source reports.

If the data above is in black, it is directly from a Vode source report. If it is in grey, it is factored from Vode source reports. Reference details on Vode source reports can be found on the [IES File Finder](#) page on [vode.com](#).



IES Report
ZipWave® | 707 | Clear with EdgeSoft™ | 90 CRI | HO

707-Z9-4-48-AW / EW-XX-X-0-Z-HO-359-C1-0-AL-0

	2700K	3000K	3500K	4000K
Efficacy - Lumens per Watt	100	103	105	109
Total Lumens, 4' rail length (1219mm)	5350	5519	5631	5744
Lumens per foot (305mm)	1337	1380	1408	1436
Input Power (W), 4' rail length (1219mm)	53.9	53.9	53.9	53.9
Watts per foot (305mm)	13.5	13.5	13.5	13.5
CRI	96	96	96	96

Due to the large number of options in Vode's product offering, most Vode IES reports are factored reports prepared from source reports. Source reports are the IES test reports prepared for Vode by an NVLAP accredited photometric test laboratory. Factored reports are based on data from the Vode source reports.

If the data above is in black, it is directly from a Vode source report. If it is in grey, it is factored from Vode source reports. Reference details on Vode source reports can be found on the [IES File Finder](#) page on [vode.com](#).